

BALL VALVES

TANK -BOTTOM BALL VALVE FULL PORT 3 PCS. DESIGN

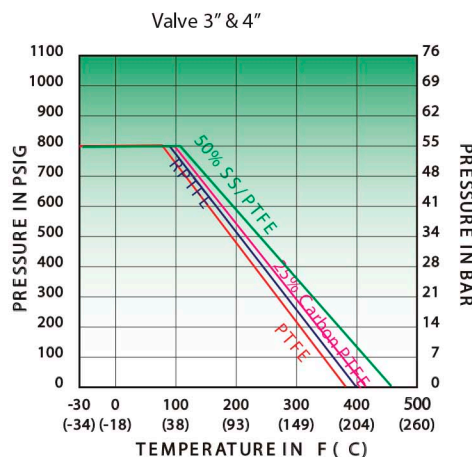
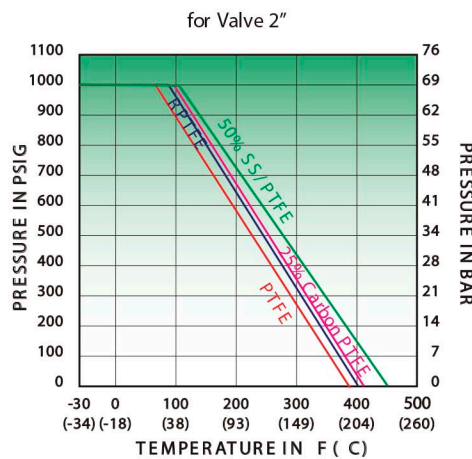
Series 13TB



FEATURES

- THREE PIECE DESIGN
- FULL PORT MINIMIZES PRESSURE DROP AND PROLONG LIFE.
- LOCKING DEVICE
- GLASS FIBER REINFORCED PTFE SEATS
- PACKING "V" RING DESIGN
- DOUBLE SEAL JOING GASKET
- ADJUSTABLE STEM PACKING
- BLOW-OUT STEM PROOF
- INVESTMENT CAST BODY CONSTRUCTION
- 1000 PSI (69 BAR) W.O.G.
- END CONNECTIONS: FLANGED, THREADED, SW & BW
- MANUFACTURED IN ISO 9001 APPROVED FACILITY

PRESSURE-TEMPERATURE CHART

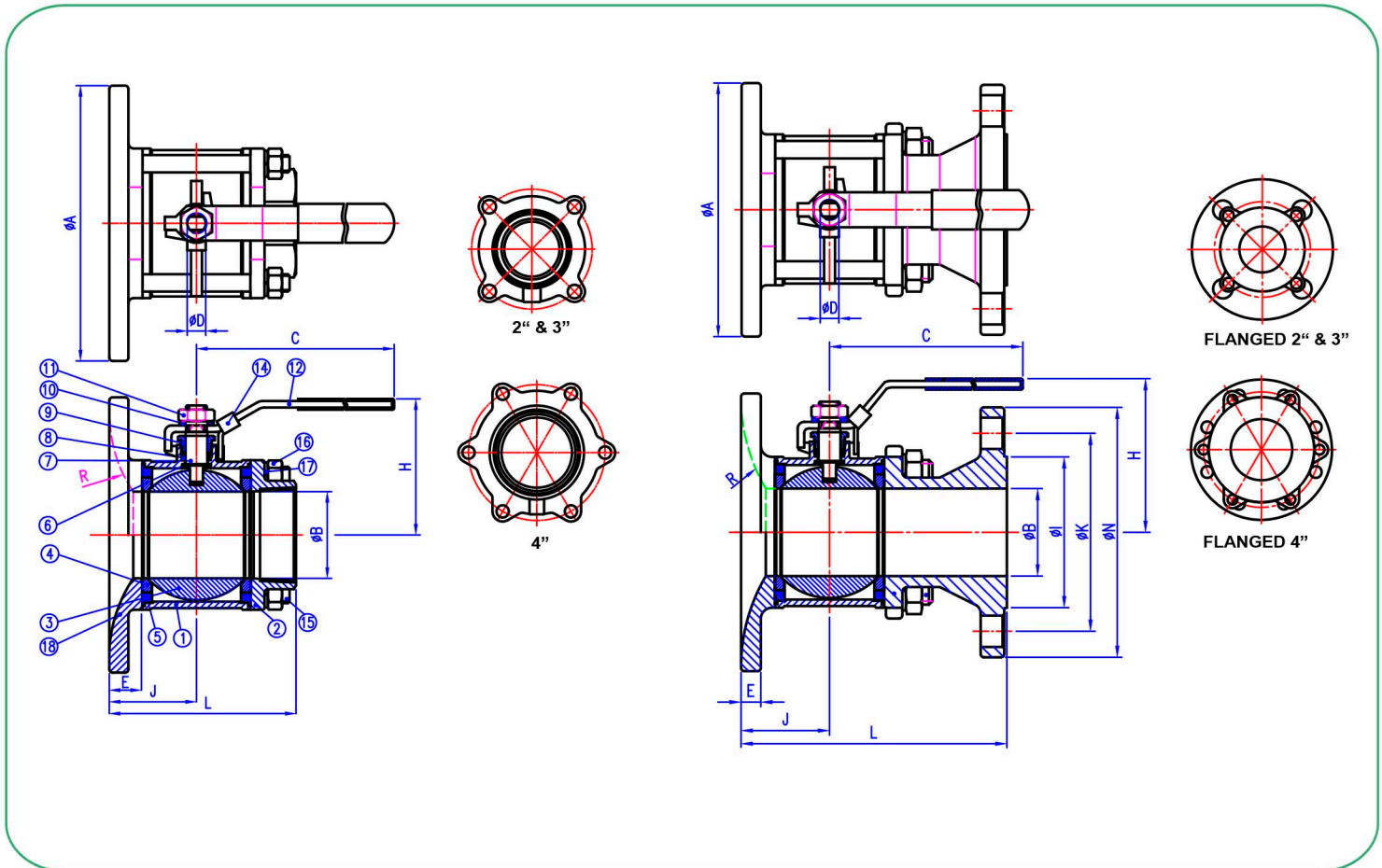


MATERIAL LIST

No.	PART NAME	MATERIAL
1	BODY	CF8M
2	END CAP	CF8M
3	BALL	SS 316
4	SEAT	PTFE / RPTFE
5	JOINT GASKET	PTFE
6	STEAM SEAL	PTFE
7	STEM	SS 316
8	GLAND PACKING	PTFE
9	GLAND NUT	SS 304
10	TEM WASHER	SS 304
11	STEM NUT	SS 304
12	HANDLE	SS 304
13	HANDLE SLEEVE	VINYL
14	LOCKING PLATE	SS 304
15	BOLT	SS 304
16	BOLT NUT	SS 304
17	BOLT WASHER	SS 304
18	TANK	CF8M

BALL VALVES

TANK -BOTTOM BALL VALVE FULL PORT 3 PCS. DESIGN



DIMENSION (INCHES)

SIZE	ØA	ØB	ØD	C	H	L		E	J	R		ØI	ØK	ØN	WEIGHT LBS	TORQUE (IN-LB)
						FLG	THR			FLG	THR					
2"	6.00	1.97	9/16-18UNF	7.56	3.86	6.50	4.86	1.00	2.28	1.97	2.95	3.62	4.75	6.00	10.06	320
3"	10.00	3.15	3/4-16UNF	9.92	5.79	8.33	6.77	1.22	3.17	4.33	6.50	5.00	6.00	7.50	28.88	700
4"	11.38	3.94	3/4-10UNF	11.10	6.89	10.65	8.44	1.30	3.80	4.92	7.68	6.19	7.50	9.00	57.09	1160





BALL VALVES

TANK -BOTTOM BALL VALVE FULL PORT 3 PCS. DESIGN

HOW TO ORDER

CLASS	SERIES		BODY MATERIAL	TRIM MATERIAL	SEAT	ENDS	FEATURES	SIZE	OPERATION					
		VALVE BODY DESIGN												
1	1000 WOG	3TB	Full Port Tank Bottom Ball Valve	2	WCB	3	316SS	P	PTFE	T	Threaded	NONE None	02 2" 03 3" 04 4"	L Manual Lever Operator C Manual Lever with Locking Device B Bare Shaft SR Spring Return Sliding lock O Oval Handle X Economical Stem Extension P Pneumatic Actuator E Electric Actuator
				3	CF8M	4	304SS	R	R-PTFE	S	Socket Weld			
								U	UHMWPE	F	Flanged (150#)			
								S	50/50 SS Filled PTFE					
								C	Carbon Filled PTFE					
								M	MG1241					

Example

Full Port Tank Bottom Ball Valve, Body & Trim 316SS, Seats: PTFE, Ends: Threaded 1000# WOG Size 2" with Lever.

13TB33PT02L

